



*Better
Together*

Patient information

Re-tubing the Earmould- behind the ear hearing aids

Ear Nose and Throat Directorate

This information leaflet explains why you need to retube your earmould, how to obtain the new tubing and illustrates step by step how to complete this task

It is important that the tubing is replaced regularly, usually every four to six months. This helps to keep the sound from the aid as clear as possible.

Sometimes the audiologist will recommend a shorter interval, if so please follow their advice

You can get replacement tubing from the Audiology Reception, at Broadgreen Hospital- during office hours Monday to Friday 8:00am to 5:30pm, or send in your brown book and request some tubing be sent to you by return of post.

Ask you audiologist to show you how, or you can take it to a hearing aid repair session run by your audiology department.


Step 1:

Pull the old tubing out of the earmould. **Do not** throw the old tubing away as you will need it later (see step 5).



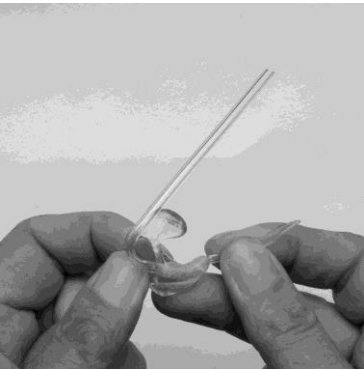
Step 2:

Cut the last five cm (two inches) of a pre-bent piece of tubing to a tapered end. Thread this through the earmould until it comes out the other end.



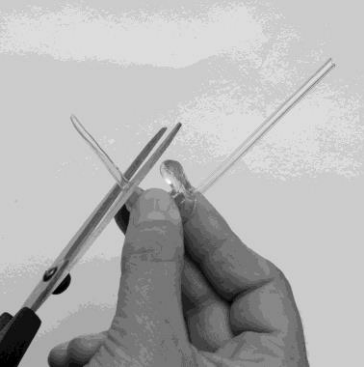
Step 3:

Pull the tube until the bend reaches the mould. All the tapered section should have come through the other end.




Step 4:

Cut the tapered tubing as close as possible to the earmould. Any tube sticking out could rub the ear and make it sore.




Step 5:

Take the old piece of tubing you saved and line it up with the newly threaded tube. Cut the end to the same length.



Step 6:

Push the end of the tubing onto the plastic nozzle on your hearing aid. Make sure that it bends in the right direction (as shown in the picture).



Further information

Audiology Department Tel: 0151 706 2533

Textphone/TypeTalk number: 18001 0151 706 2533

Merseyside Society for Deaf People Tel: 0151 228 0888

Action on Hearing Loss Tel: 0808 808 0123

British Tinnitus Association Tel: 0800 018 0527

Author: ENT Directorate

Review date: February 2019

All Trust approved information is available on request in alternative formats, including other languages, easy read, large print, audio, Braille, moon and electronically.

يمكن توفير جميع المعلومات المتعلقة بالمرضى الموافق عليهم من قبل انتمان المستشفى عند الطلب بصيغ أخرى، بما في ذلك لغات أخرى وبطرق تسهل قراءتها وبالحروف الطباعية الكبيرة وبالصوت وبطريقة برايل للمكفوفين وبطريقة مون والكترونياً.

所有經信托基金批准的患者資訊均可以其它格式提供，包括其它語言、易讀閱讀軟件、大字體、音頻、盲文、穆恩體 (Moon) 盲文和電子格式，敬請索取。

در صورت تمایل می‌توانید کلیه اطلاعات تصویب شده توسط اتحادیه در رابطه با بیماران را به اشکال مختلف در دسترس داشته باشید، از جمله به زبانهای دیگر، به زبان ساده، چاپ درشت، صوت، خط مخصوص کوران، مون و بصورت روی خطی موجود است.

زانیاری پیوندیدار بهو نهخوشانهی له‌لایمن تراستهوه په‌سه‌ند کراون، نه‌گهر داوا بکرنیت له فۆرمات‌ه‌کانی تردا بریتی له زمانه‌کانی تر، نیزی رید (هاسان خونندهوه)، چاپی گهوره، شریتی دهنگ، هیلی موون و نه‌لیکترۆنیک‌ی همیه.

所有经信托基金批准的患者信息均可以其它格式提供，包括其它语言、易读阅读软件、大字体、音频、盲文、穆恩体 (Moon) 盲文和电子格式，敬请索取。

Dhammaan warbixinta bukaanleyda ee Ururka ee la oggol yahay waxaa marka la codsado lagu heli karaa nuskhado kale, sida luqado kale, akhris fudud, far waaweyn, dhegeysi, farta braille ee dadka indhaha la', Moon iyo nidaam eletaroonig ah.